


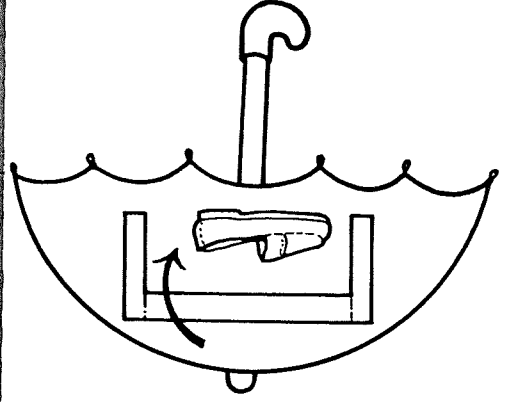


Sound of uu

a line from each to a picture which begins with the sound of uu.




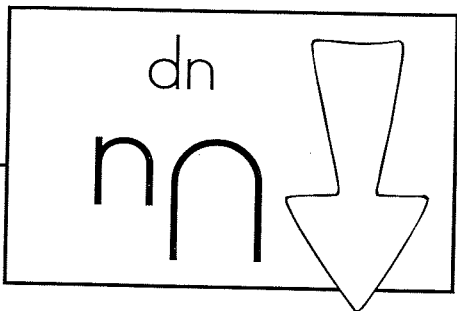
Name \_\_\_\_\_



Listening for initial short u

To the Teacher: Review the picture names with students.  
(umpire, umbrella, upside down, base, grass)

How many did you find? \_\_\_\_\_



What Do You See?

Color the things that begin like up.

Name \_\_\_\_\_

\_\_\_\_\_

\_\_\_\_\_

\_\_\_\_\_

Identifying and writing uppercase and lowercase u, u

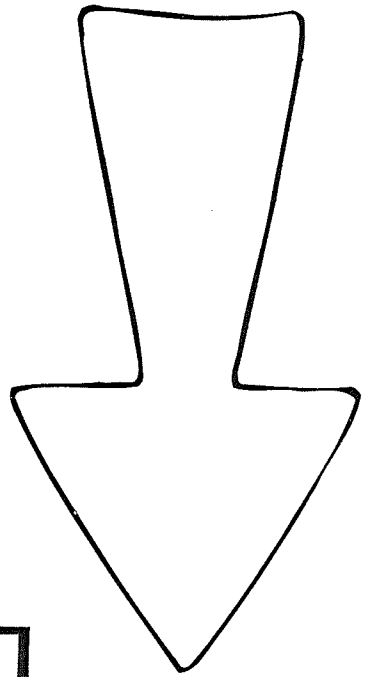
u	u	c	o	u	d
U	U	J	U	U	O

Circle the one that matches the first one.

Tracing practice for lowercase 'u' and uppercase 'U'. Each row shows a model letter with stroke order arrows and numbers (1 for the main curve, 2 for the tail) followed by two dashed lines for tracing.

Trace and write the letters.

Large letters for tracing: a lowercase 'u' and an uppercase 'U'. To their right are the letters 'd' and 'n'.



Big U,  
Little u

Name \_\_\_\_\_